

PRODUCT SELECTOR

Functions of the SECOP Product Selector – Application Search Level 1:

- Set one or more filters for **Voltage, Refrigerant, Application, Motor** to get a selection of possible hits quickly.
- Or type in the first letters of the compressor designation to display a table of compressors matching with your input (or code number).

For more technical information:

- When you find an interesting compressor, simply click on its code number to open **Application search Level 2** which gives you a quick overview about variants of this model and some more technical data.
- Click on the pdf-symbol on the right border of the data line to open the compressor data sheet.

Worksheet functions:

	<p>Click on the filter icon to start sorting of the table.</p>		<p>Move over the filter icon to open the filter dialogue and set the filter.</p>		<p>Click on the pdf icon to open the datasheet.</p>	<p>Click and hold middle mouse button to move table horizontally and vertically.</p>
--	--	---	--	---	---	--


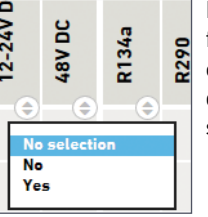

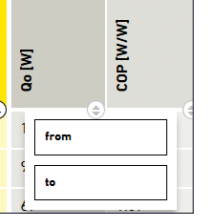
Functions of the SECOP Product Selector – Performance Search Level 1:

- Set one or more filters for **Motor, Refrigerant, or Application** to get a selection of possible hits quickly.
- Appliance-guided compressor search:
 - select application area in the pull down dialogue in the top right corner
 - set filter (→ yes) to the desired application type listed up in right area of the table (move the table if needed: keep middle mouse button pushed while moving mouse to left or right)
 - set more filters to **Refrigerant, Motor and Voltage** to further specializing of the results
- Performance-guided compressor search:
 - select physical units and operation condition of the performance data (dialogue in top left corner)
 - type in ranges of cooling capacity or acceptable efficiency into performance filters
 - click on filter icon to sort the table (capacity or efficiency)
- Model-focused search: Type in the first letters of the compressor designation to show a table compressors matching with your input (or code number).

For more technical information:

- When you found an interesting compressor simply click on its **Designation** to open **Performance search Level 2** which gives you a fast overview about most important technical data.
- Click on the pdf symbol on the right border of the data-line to open the compressor data sheet.

Worksheet functions:

	<p>Click on the filter icon to start sorting of the table.</p>		<p>Move over the filter icon to open the filter dialogue and set the filter.</p>		<p>Click on the pdf icon to open the datasheet.</p>	<p>Click and hold middle mouse button to move table horizontally and vertically.</p>		<p>Move over the filter icon to set the filter range</p>
--	--	---	--	---	---	--	---	--